



# NEW ANTARES 8

Product Book -V2  
15/04/2022

# NEW ANTARES 8

## INTRODUCTION

Technical data

USP's

Layout

## EXTERIOR

Key points

Cockpit

Bow sunpad

Roof

## INTERIOR

Wheelhouse

Head

Cabin

Storage / Cabin

## TECHNICAL

Dimensions

Performances

# Technical specifications

MAIN CHARACTERISTICS	DATA	
Overall length	8,06 m	26'5''
Hull length	6,98 m	22'11''
Overall beam	2,8 m	9'2''
Hull beam	2,76 m	9'1''
Draught (Min/Max)	0,6/0,8 m	2'/2'7''
Max air draft	2,33 m	7'8''
Unladen displacement	2125 kg	4684 lbs
Light displacement	2545 kg	5609 lbs
Berths	2 + 1 + 1	
Category CE	C9 / D9	
Architect	Beneteau Powerboats	
Designer	Sarrazin Design	

## CAPACITY



Fuel  
340 L  
90 US gal



Water  
100 L  
26 US gal



Water heater  
25 L  
6 US gal



Black water tank  
80 L  
20 US gal

## MOTORISATION / PERFORMANCES

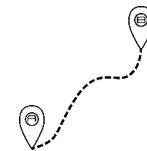


OUTBOARD  
MAX 1 x 250HP



Speed max

33 knots / 250 HP  
31 knots / 200 HP



Autonomy  
100 NM at cruising speed

# NEW ANTARES 8 KEY SELLING POINTS

## **Innovative exterior layout**

New: Fishing version available !

Seamless circulation : side boarding gate + large starboard sidedeck

Enhanced hardtop functionality : roof racks & fishing/lighting options


## **Comfortable weekender interior**

More volume than current A8 : larger wheelhouse

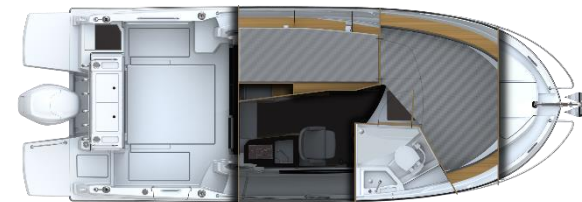

Sleeping capacity of 5 : storage space convertible in single berth

Improved functionality of wheelhouse (salon, copilot, berth)

# Cruising version

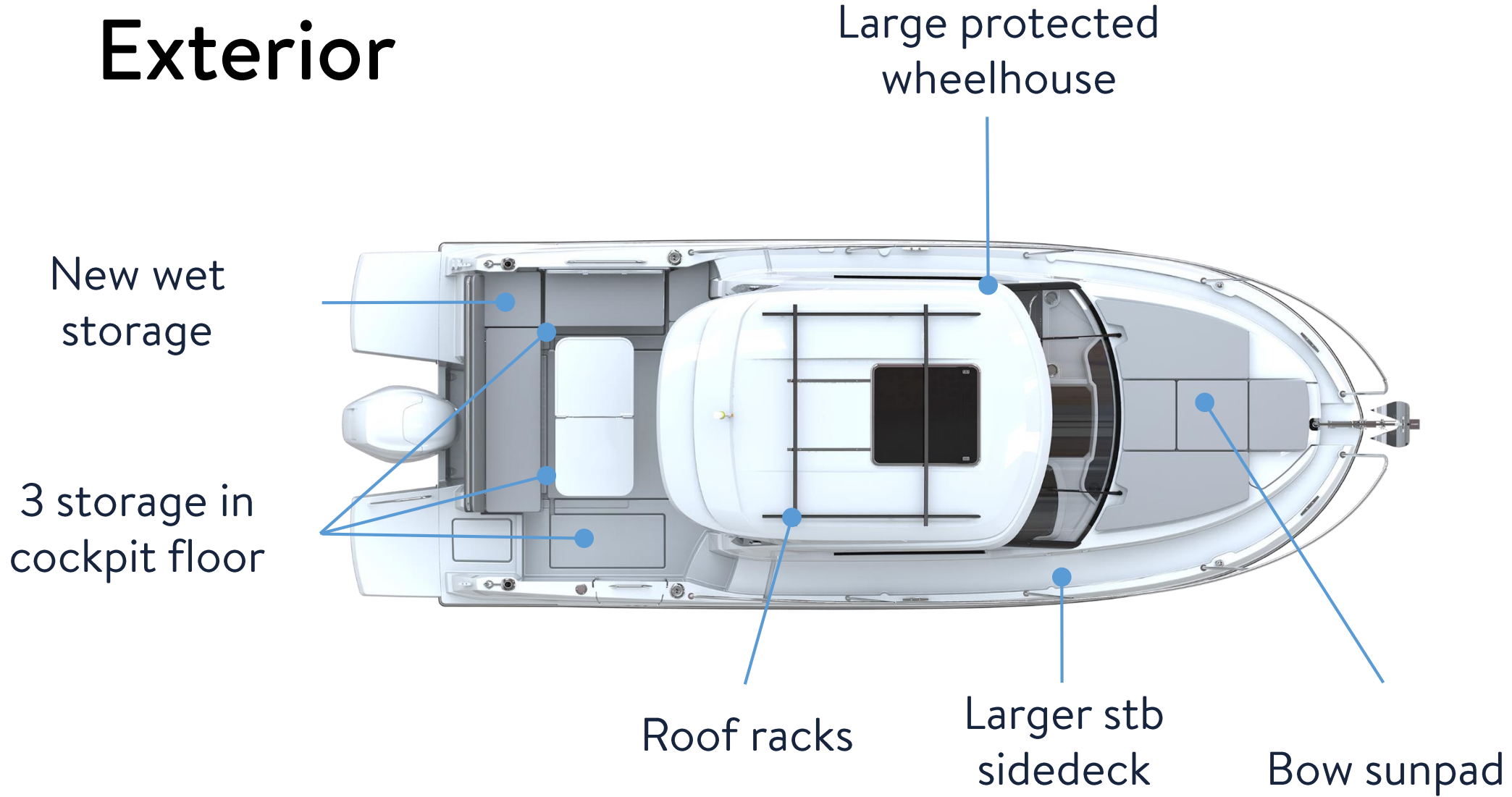


# Fishing version



**EXTERIOR**

# Exterior





# Social cockpit!

GRP table

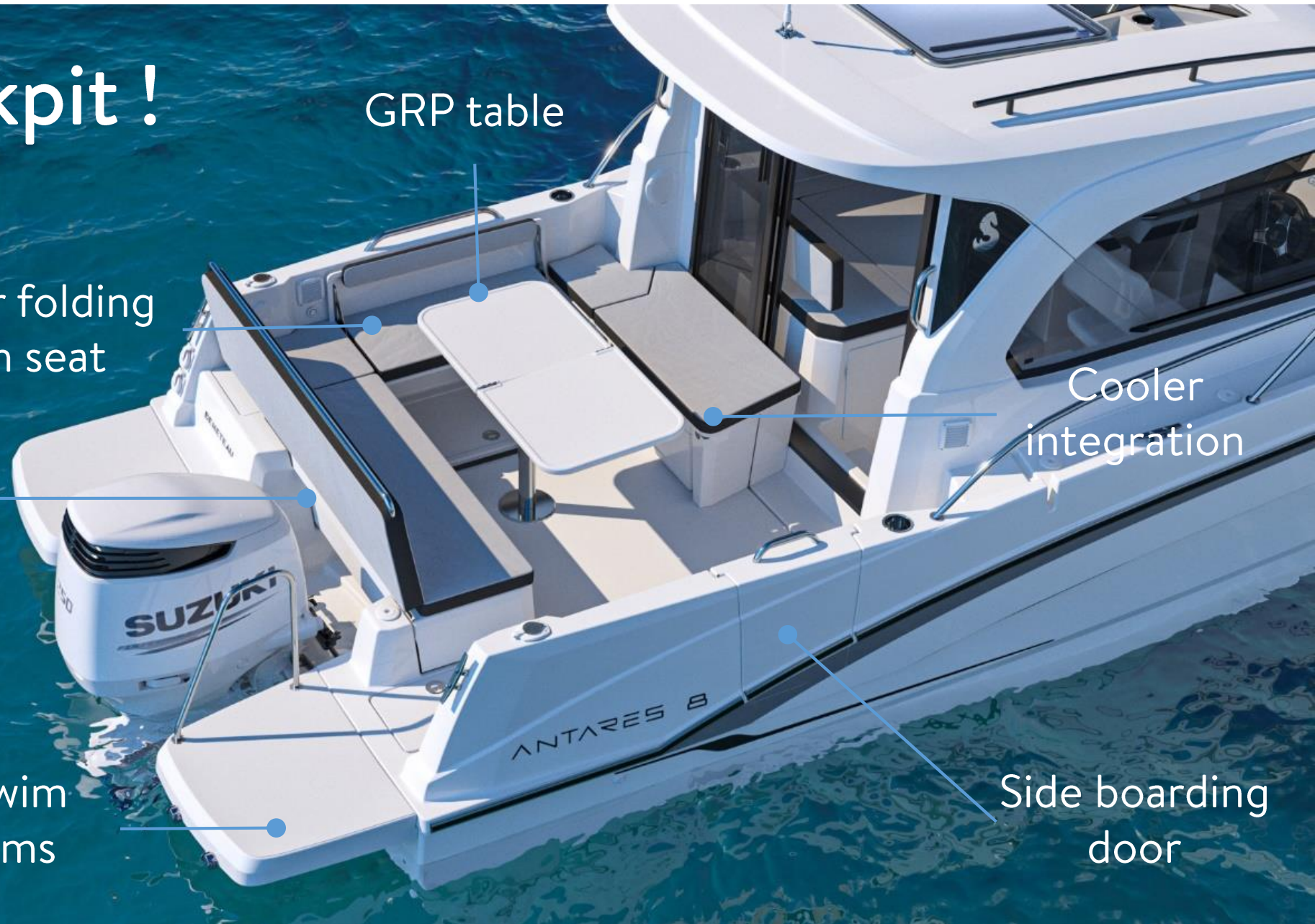
Modular folding  
bench seat

Sliding aft bench  
w/storage

Cooler  
integration

Flush swim  
platforms

Side boarding  
door



Large cockpit Sunpad !



# New sliding cockpit bench



Large side boarding door



**INTERIOR**

# Interior key points

Modular  
salon seating  
(salon, co-  
pilot, berth)

New  
Salon/co-  
pilot bench  
mechanism

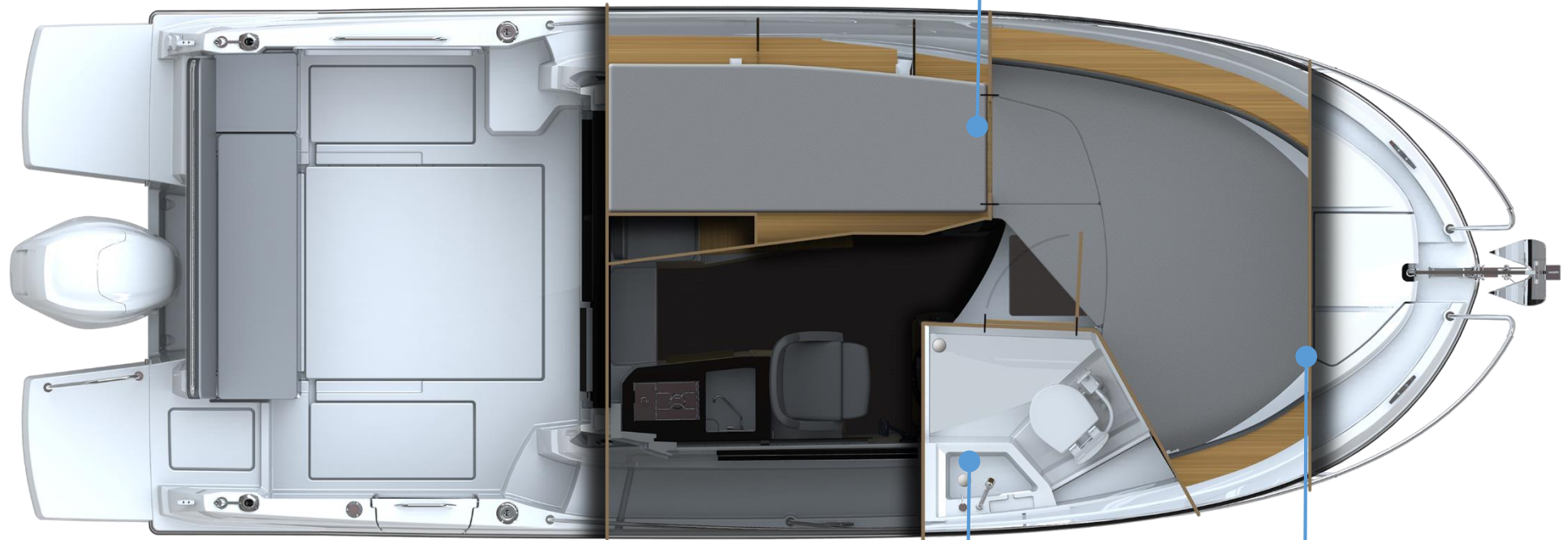


Equipped  
galley

New  
pivoting  
pilot seat

New  
integrated  
helm station

# Lower deck key points



New storage  
space with  
matress  
option

Head with  
shower  
option

Forward  
double berth

# Comfortable and spacious wheelhouse

Large side  
opening windows

New salon/copilot  
benchseat





# New Pivoting pilot seat function !




# New copilot seat mechanism




# Additional double berth in the wheelhouse





## Luxe galley pack

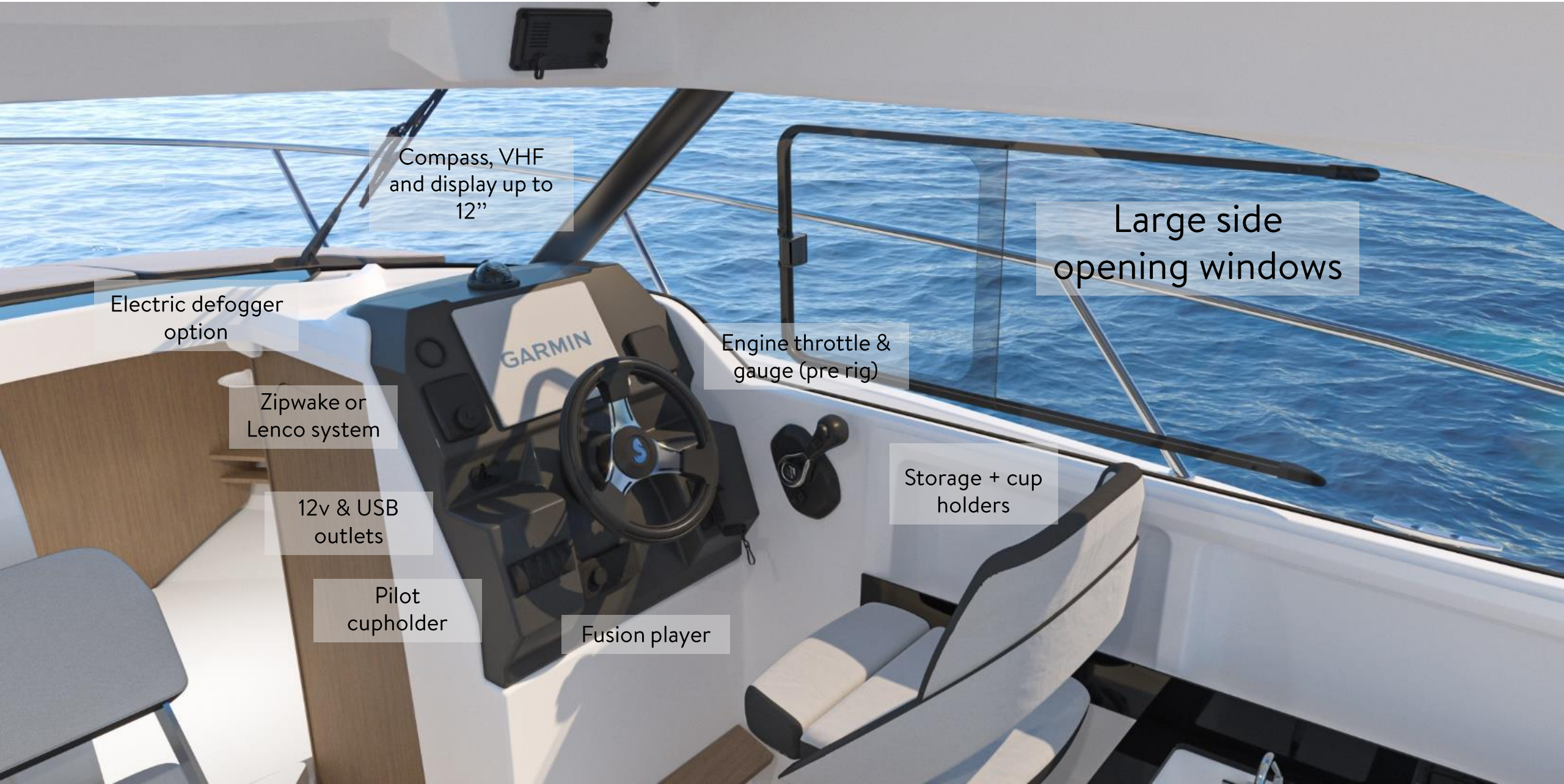
- Arpa finish countertop
- Gas or electric cooktop
- Cup holder



## Standard

- Sink with cold water tap

# Pilot station with integrated black dashboard



Compass, VHF  
and display up to  
12"

Large side  
opening windows

Electric defogger  
option

Engine throttle &  
gauge (pre rig)

Zipwake or  
Lenco system

Storage + cup  
holders


12v & USB  
outlets

Pilot  
cupholder

Fusion player

**FISHING VERSION**

# Antares 8 FISHING !



5 roof rod holders

Side boarding door

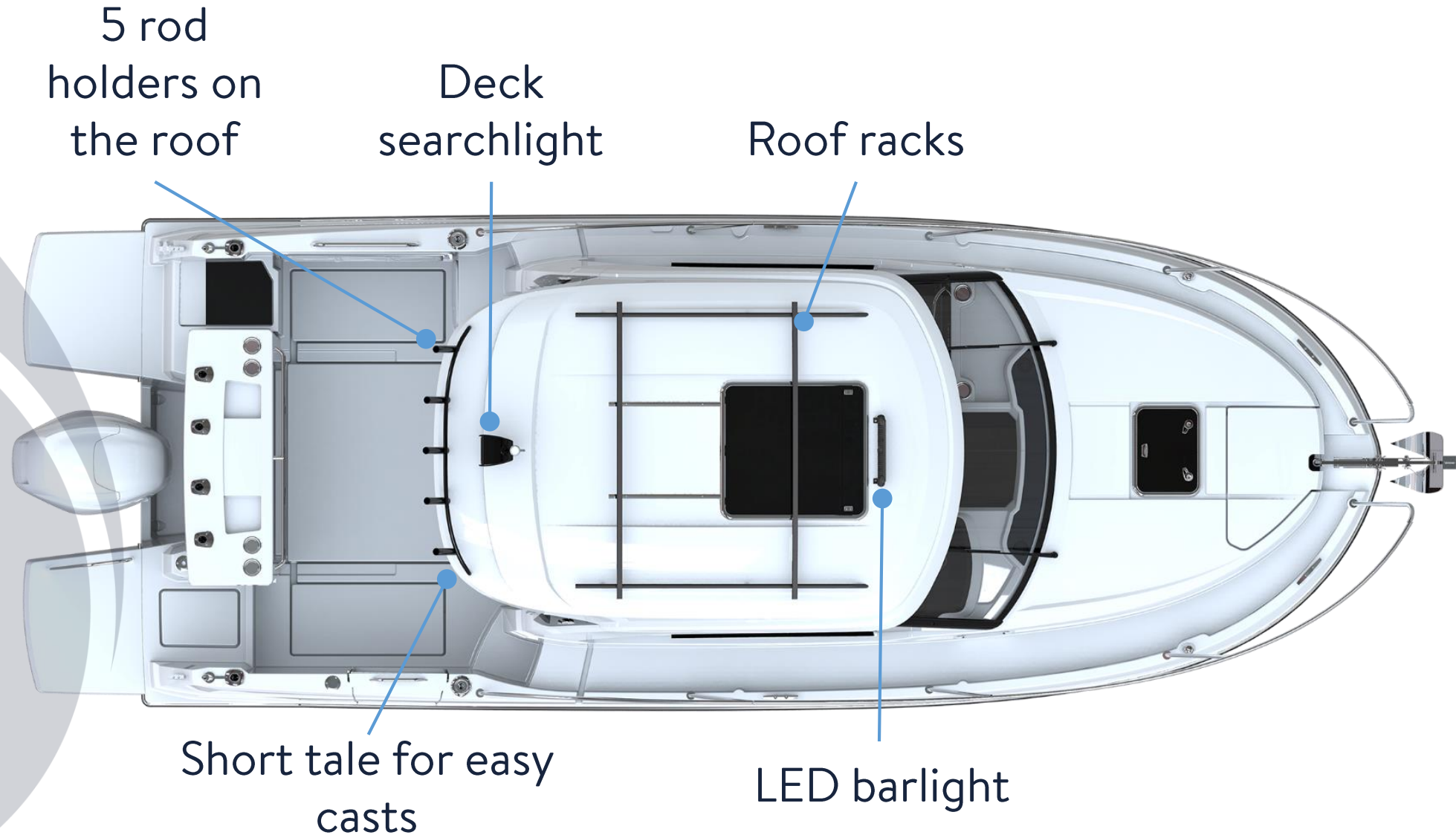
2<sup>nd</sup> 12" garmin display

Fully equipped fishing station

Side boarding door

Fishing hull decoration

# Fishing rooftop key points





# Fishing cockpit key points


Fishwell and deck wash down

2 lateral storage with a fishbox on starboard

2nd 12" Garmin display

## Fishing station :

- 1 tackle storages
- 2 drained storages with starboard countertop
- Large handrail with 5 Seanox® rod holders
- 2 cup holders
- Foldable benchseat



2 aft rod holders

Side boarding door

Large starboard sidedeck

# Fishing cockpit

2<sup>nd</sup> 12" Garmin display in the roof

2 drained storage with starboard countertop

Storage & cup holders

5 Seanox® Rod holder

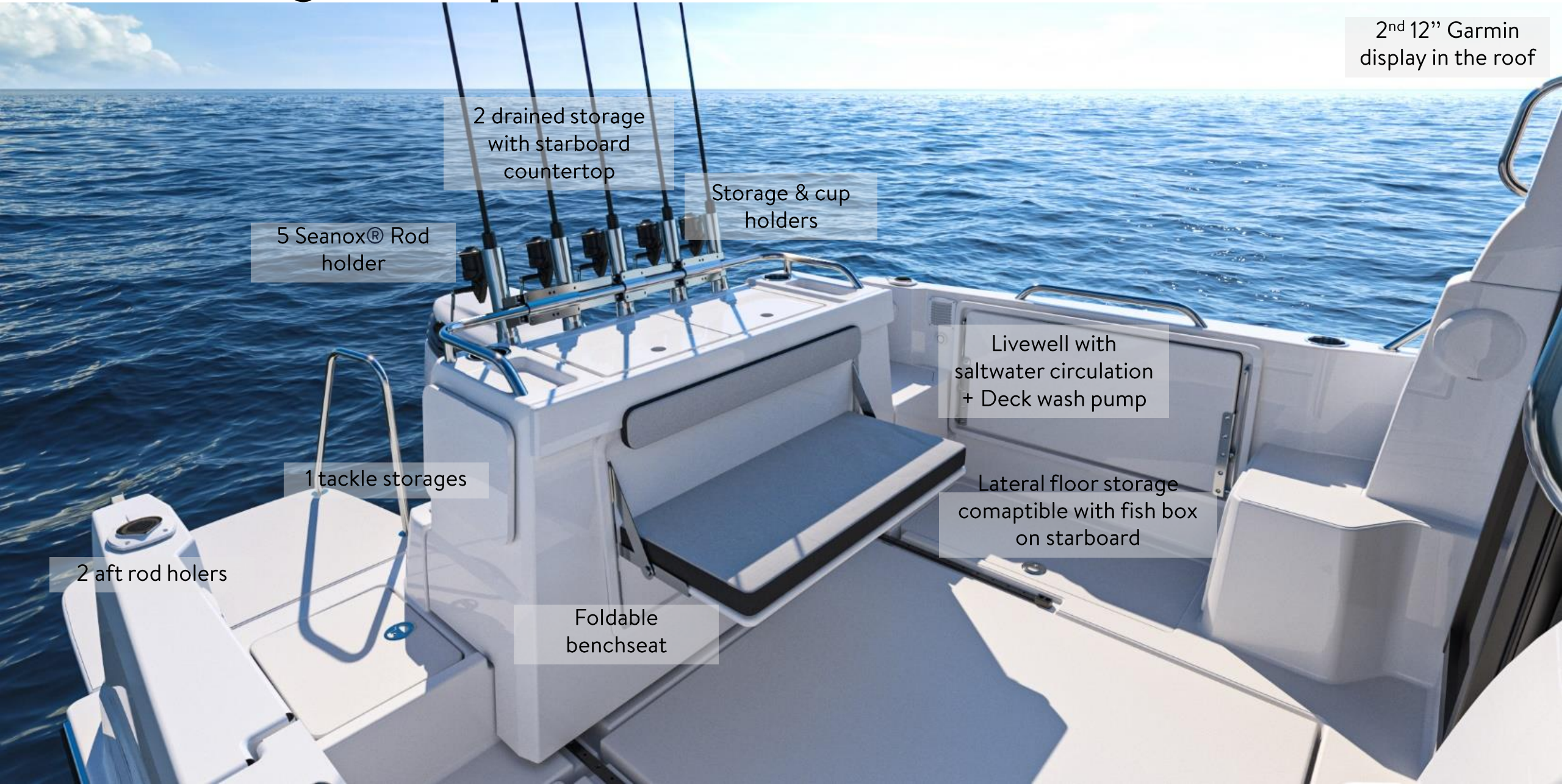
Livewell with saltwater circulation + Deck wash pump

1 tackle storages

Lateral floor storage compatible with fish box on starboard

2 aft rod holders

Foldable benchseat



# PERFORMANCES SUZUKI 200 HP APX

## ANTARES 8 OB V2



### SUZUKI 1 X 200 CV (HP)

#### Caractéristiques / Specifications :

1 moteur Hors Bord / 1 Out Board engine : DF 250 APX (electronic remote )

Hélice 3 pales / Propeller 3 blades : 3x 16 x 17 inox

Montage / Mounting : 2° trou / 2nd Hole

Déplacement total du bateau testé / Total displacement of boat tested : 3761KG

Regime en tours par minute au tableau de bord / RPM on instrument panel	Vitesse en nœuds moyenne au radar / Average speed on the radar in knots	Consommation par moteur en litres par heure / consumption per engine in liter an hour	Rendement / Efficiency (NML)	Consommation totale en USGal / heure Total consumption in GPH	Rendement / Efficiency (NM/USGal)	Autonomie en NM (avec réserve 10%) /Range in NM (with 10% fuel supply)
700	1,5 Nds	1,3 L	1,15 NM	0,3 USGal	4,4 NM	353 NM
1000	2,6 Nds	2,5 L	1,04 NM	0,7 USGal	3,9 NM	318 NM
1500	5,0 Nds	4,8 L	1,04 NM	1,3 USGal	3,9 NM	319 NM
2000	6,5 Nds	7,0 L	0,93 NM	1,8 USGal	3,5 NM	284 NM
2500	7,3 Nds	10,6 L	0,69 NM	2,8 USGal	2,6 NM	211 NM
3000	8,0 Nds	15,0 L	0,53 NM	4,0 USGal	2,0 NM	163 NM
3500	8,5 Nds	21,0 L	0,40 NM	5,5 USGal	1,5 NM	124 NM
4000	10,0 Nds	27,6 L	0,36 NM	7,3 USGal	1,4 NM	111 NM
4500	15,0 Nds	37,0 L	0,41 NM	9,8 USGal	1,5 NM	124 NM
5000	23,5 Nds	46,4 L	0,51 NM	12,3 USGal	1,9 NM	155 NM
5500	27,0 Nds	63,0 L	0,43 NM	16,6 USGal	1,6 NM	131 NM
5700 0 % trim	28,5 Nds	71,0 L	0,40 NM	18,8 USGal	1,5 NM	123 NM
5950 70 % trim	31,0 Nds	73,0 L	0,42 NM	19,3 USGal	1,6 NM	130 NM

Conditions optimales théoriques et purement indicatives des essais : /Optimal theoretical conditions, purely indicative for trials :

# PERFORMANCES SUZUKI 250 HP APX

## ANTARES 8 OB V2



### SUZUKI 1 X 250 CV (HP)

#### Caractéristiques / Specifications :

1 moteur Hors Bord / 1 Out Board engine : DF 250 APX (electronical remote )

Hélice 3 pales / Propeller 3 blades : 3x 16 x 17 inox

Montage / Mounting : 2° trou / 2nd Hole

Déplacement total du bateau testé / Total displacement of boat tested : 3761KG

Regime en tours par minute au tableau de bord / RPM on instrument panel	Vitesse en nœuds moyenne au radar / Average speed on the radar in knots	Consommation par moteur en litres par heure / consumption per engine in liter an hour	Rendement / Efficiency (NML)	Consommation totale en USGal / heure Total consumption in GPH	Rendement / Efficiency (NM/USGal)	Autonomie en NM (avec réserve 10%) /Range in NM (with 10% fuel supply)
700	2,2 Nds	1,8 L	1,22 NM	0,5 USGal	4,6 NM	374 NM
1000	3,7 Nds	3,7 L	1,00 NM	1,0 USGal	3,8 NM	306 NM
1500	5,3 Nds	7,3 L	0,73 NM	1,9 USGal	2,7 NM	222 NM
2000	6,5 Nds	10,7 L	0,61 NM	2,8 USGal	2,3 NM	186 NM
2500	8,1 Nds	18,0 L	0,45 NM	4,8 USGal	1,7 NM	138 NM
3000	8,6 Nds	26,2 L	0,33 NM	6,9 USGal	1,2 NM	100 NM
3500	12,5 Nds	36,1 L	0,35 NM	9,5 USGal	1,3 NM	106 NM
4000	21,0 Nds	44,2 L	0,48 NM	11,7 USGal	1,8 NM	145 NM
4500	25,0 Nds	55,0 L	0,45 NM	14,5 USGal	1,7 NM	139 NM
5000	26,0 Nds	70,0 L	0,37 NM	18,5 USGal	1,4 NM	114 NM
5500	33,5 Nds	78,0 L	0,43 NM	20,6 USGal	1,6 NM	131 NM

Conditions optimales théoriques et purement indicatives des essais. /Optimal theoretical conditions, purely indicative for trials. :